

Introduction to Modular Development

Alan Bateman
Java Platform Group, Oracle
September 2016

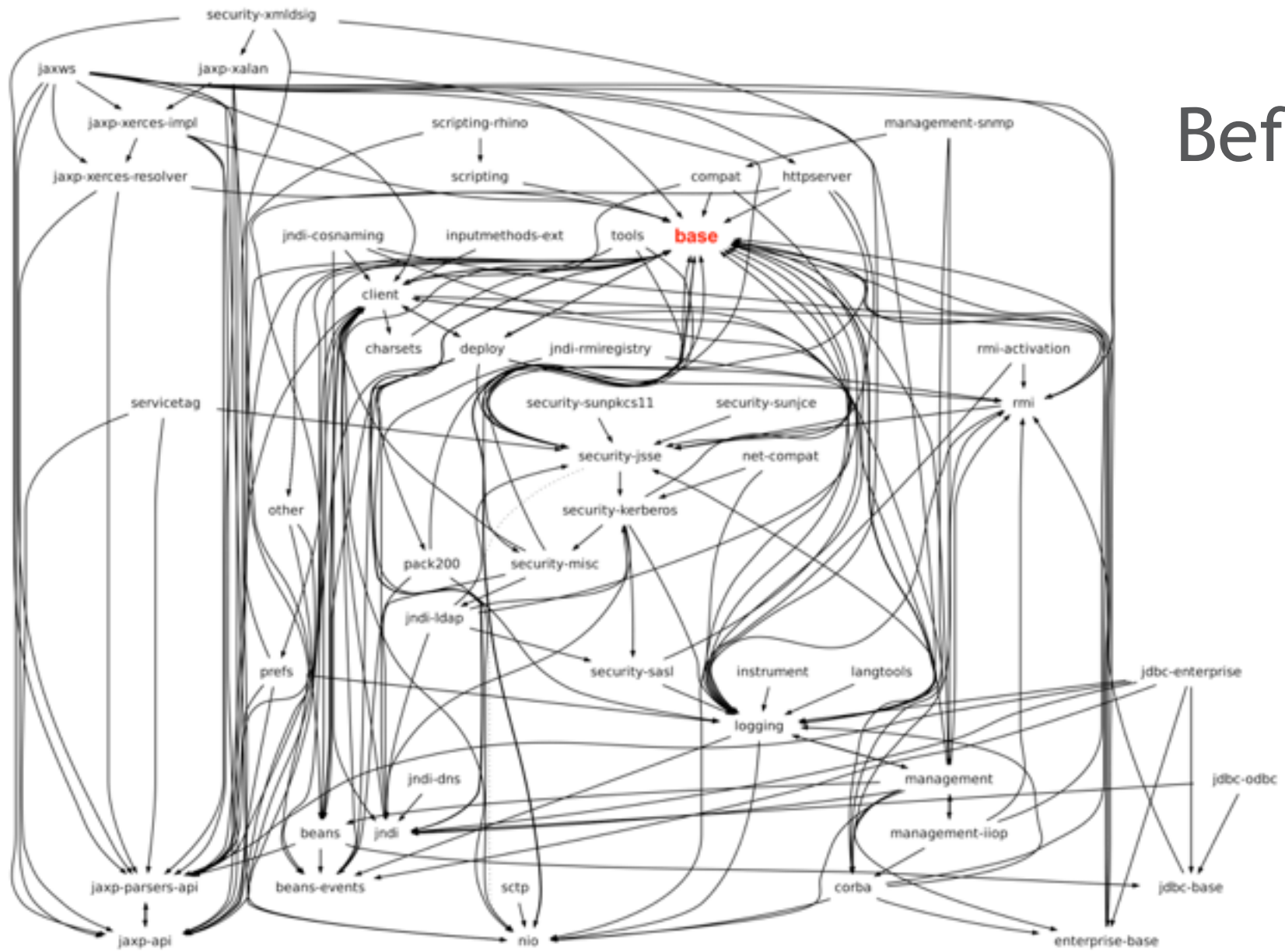
Sessions

- 1 Prepare for JDK 9
- 2 Introduction to Modular Development
- 3 Advanced Modular Development
- 4 Modules and Services
- 5 Project Jigsaw: Under The Hood

Background: Modularity Landscape

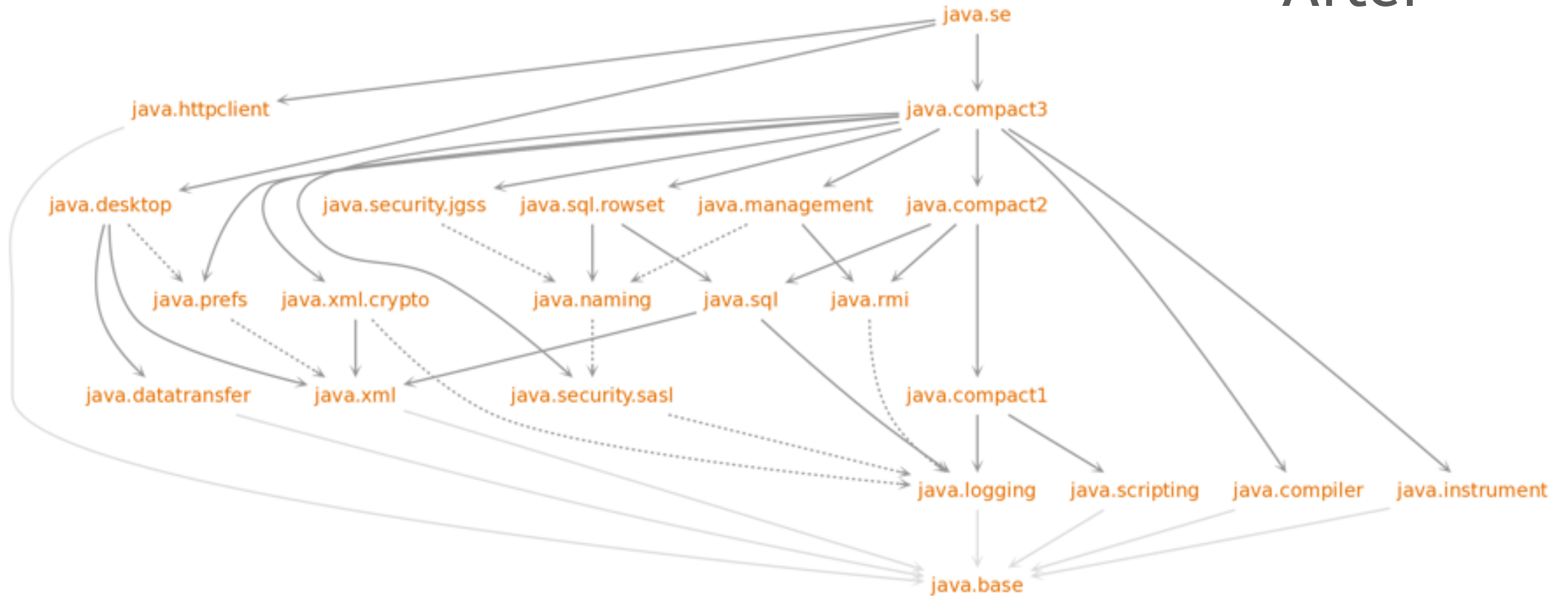
- Java Platform Module System
 - JSR 376, targeted for Java SE 9
- Java SE 9
 - JSR 379, will own the modularization of the Java SE APIs
- OpenJDK Project Jigsaw
 - Reference implementation for JSR 376
 - JEP 200, 201, 220, 260, 261, 282

Part 1: Modular development starts with a modular platform



Before

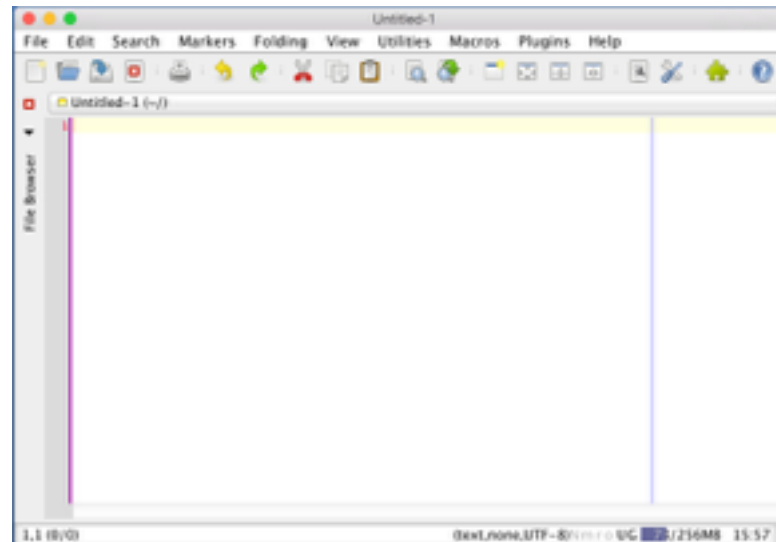
After



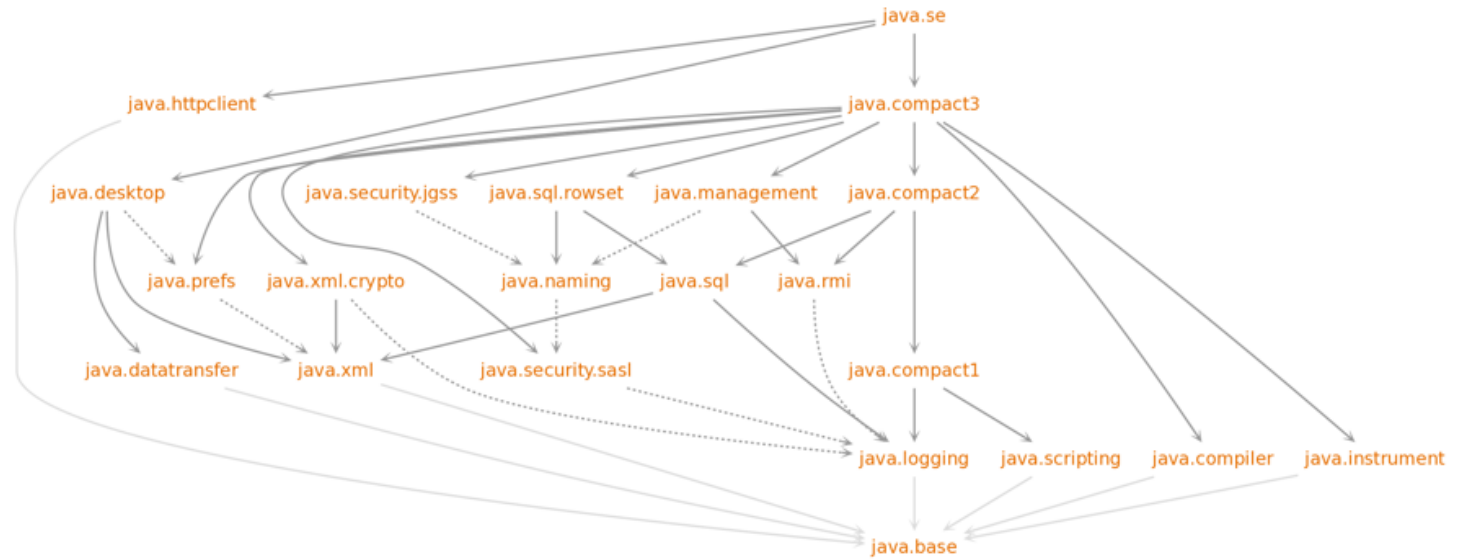
```
$ java -version
java version "9-ea"
Java(TM) SE Runtime Environment (build 9-ea+136)
Java HotSpot(TM) 64-Bit Server VM (build 9-ea+136, mixed mode)
```

```
$ java -version
java version "9-ea"
Java(TM) SE Runtime Environment (build 9-ea+136)
Java HotSpot(TM) 64-Bit Server VM (build 9-ea+136, mixed mode)
```

```
$ java -jar jedit.jar
```




```
$ java --list-modules
java.base@9
java.compact1@9
java.compact2@9
java.compact3@9
java.compiler@9
java.datatransfer@9
java.desktop@9
java.httpClient@9
java.instrument@9
java.logging@9
java.management@9
java.naming@9
java.prefer@9
java.rmi@9
java.scripting@9
java.se@9
java.security.jgss@9
java.security.sasl@9
java.sql@9
java.sql.rowset@9
java.xml@9
java.xml.crypto@9
```



```
$ java -list-modules java.base
module java.base@9
  exports java.io
  exports java.lang
  exports java.lang.annotation
  exports java.lang.invoke
  exports java.lang.module
  exports java.lang.ref
  exports java.lang.reflect
  exports java.math
  exports java.net
  exports java.net.spi
  exports java.nio
  :
  exports java.util
  exports java.util.concurrent
  exports java.util.concurrent.atomic
  exports java.util.concurrent.locks
  exports java.util.function
  exports java.util.jar
  exports java.util.regex
  exports java.util.spi
  exports java.util.stream
  exports java.util.zip
```

```
$ java -list-modules java.desktop
module java.desktop@9
  exports java.awt
  exports java.awt.color
  exports java.awt.desktop
  exports java.awt.dnd
  exports java.awt.event
  exports java.awt.font
  exports java.awt.geom
  exports java.awt.image
  exports java.awt.image.renderable
  exports java.awt.print
  exports java.beans
  exports java.beans.beancontext
  exports javax.swing
  exports javax.swing.border
  exports javax.swing.colorchooser
  exports javax.swing.event
  exports javax.swing.filechooser
  :
  requires java.prefs
  requires transitive java.datatransfer
  requires transitive java.xml
  requires mandated java.base
```

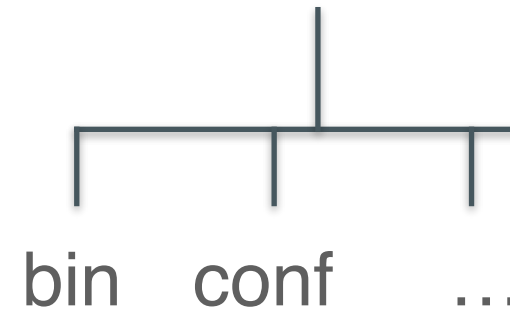
jlink: The Java Linker



jlink



modular
run-time
image



```
$ jlink --module-path jmods/ --add-modules java.desktop --output myimage
```

```
$ myimage/bin/java --list-modules
```

```
java.base@9
```

```
java.datatransfer@9
```

```
java.desktop@9
```

```
java.prefs@9
```

```
java.xml@9
```

```
$ jlink --module-path jmods/ --add-modules java.desktop --output myimage
```

```
$ myimage/bin/java --list-modules
```

```
java.base@9
```

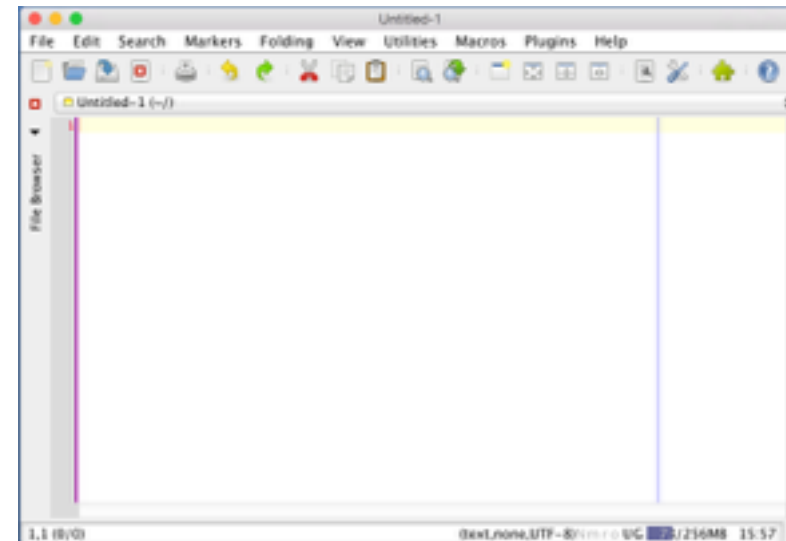
```
java.datatransfer@9
```

```
java.desktop@9
```

```
java.prefs@9
```

```
java.xml@9
```

```
$ myimage/bin/java -jar jedit.jar
```



Summary for Part 1

- Moved from a monolithic to a set of (mostly) cohesive modules
- Each module has a clear set of exports and dependences
- You are using modules, even if stay on the class path until you retire
- jlink allows creating runtime images a subset of the platform modules
- Modular development starts with a modular platform

Part 2: Introduction to modules

What is a module?

stats.core




What is a module?

stats.core

```
com.acme.stats.core.clustering.Cluster  
com.acme.stats.core.regression.Linear  
:
```

```
module stats.core {  
}
```



module-info.java

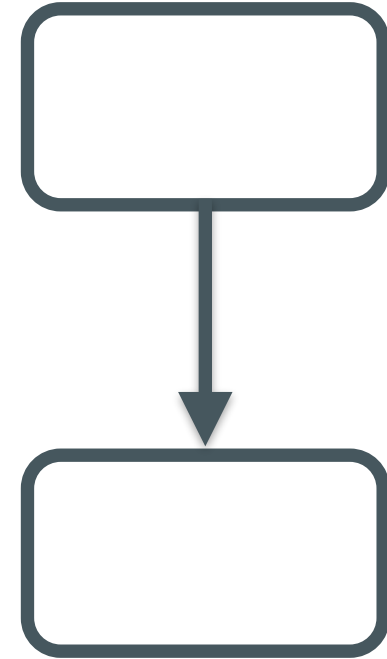
```
com/acme/stats/core/clustering/Cluster.java  
com/acme/stats/core/regression/Linear.java
```

:

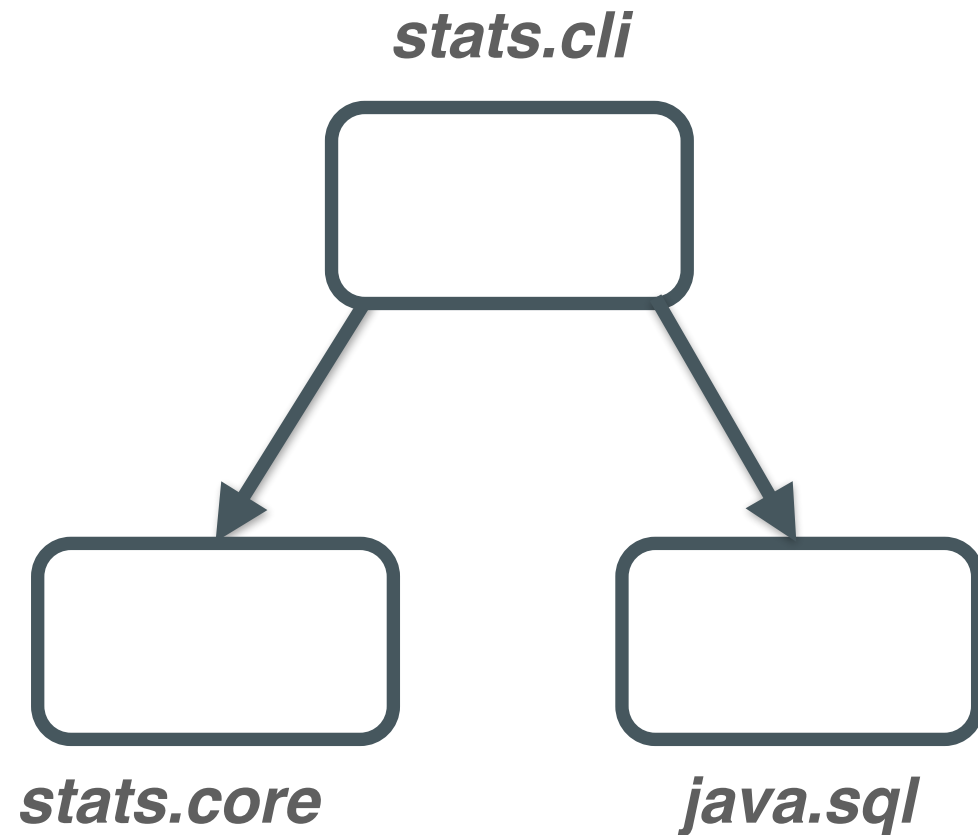
```
module stats.core {  
    requires guava;  
}
```

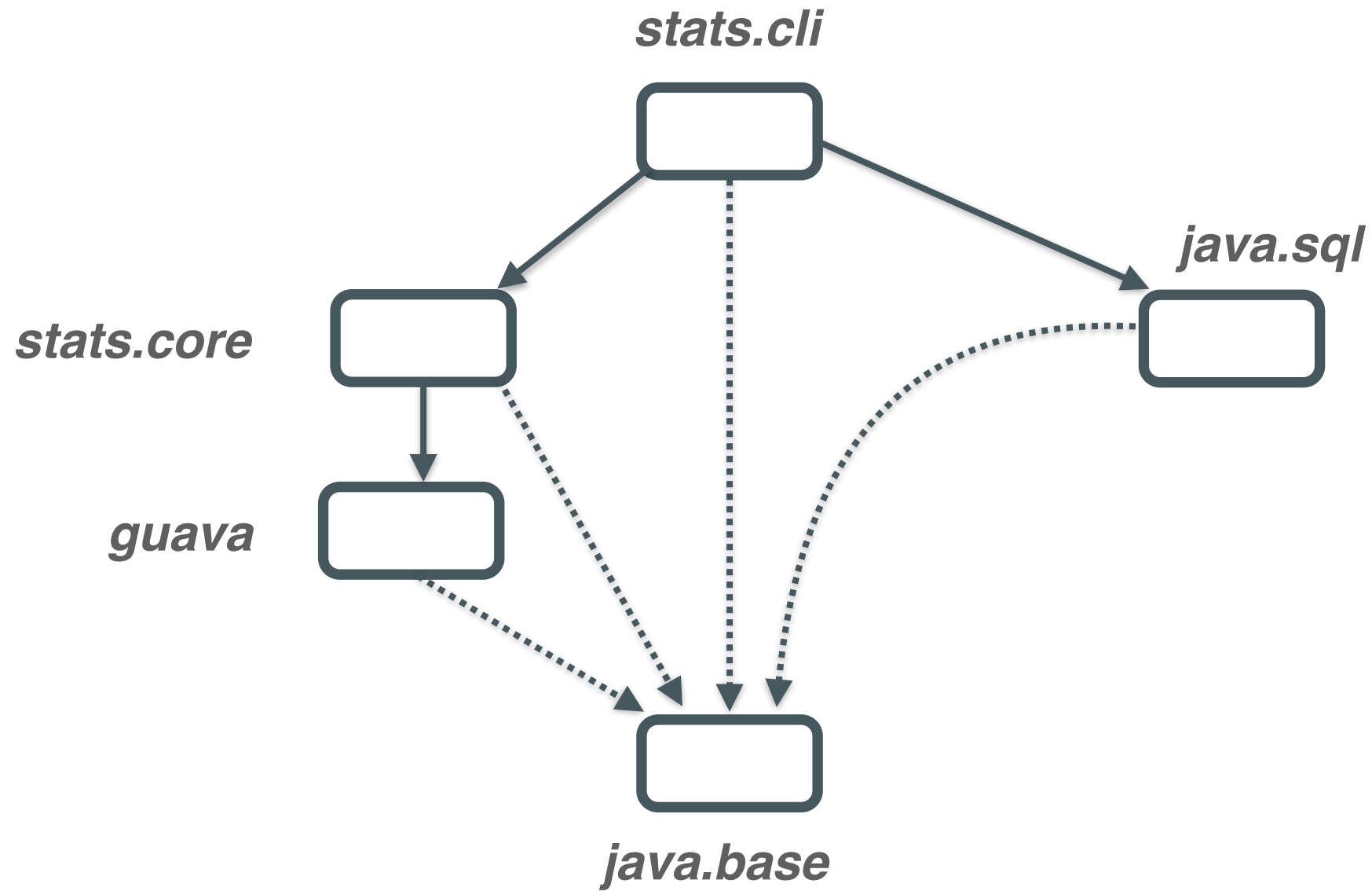
stats.core

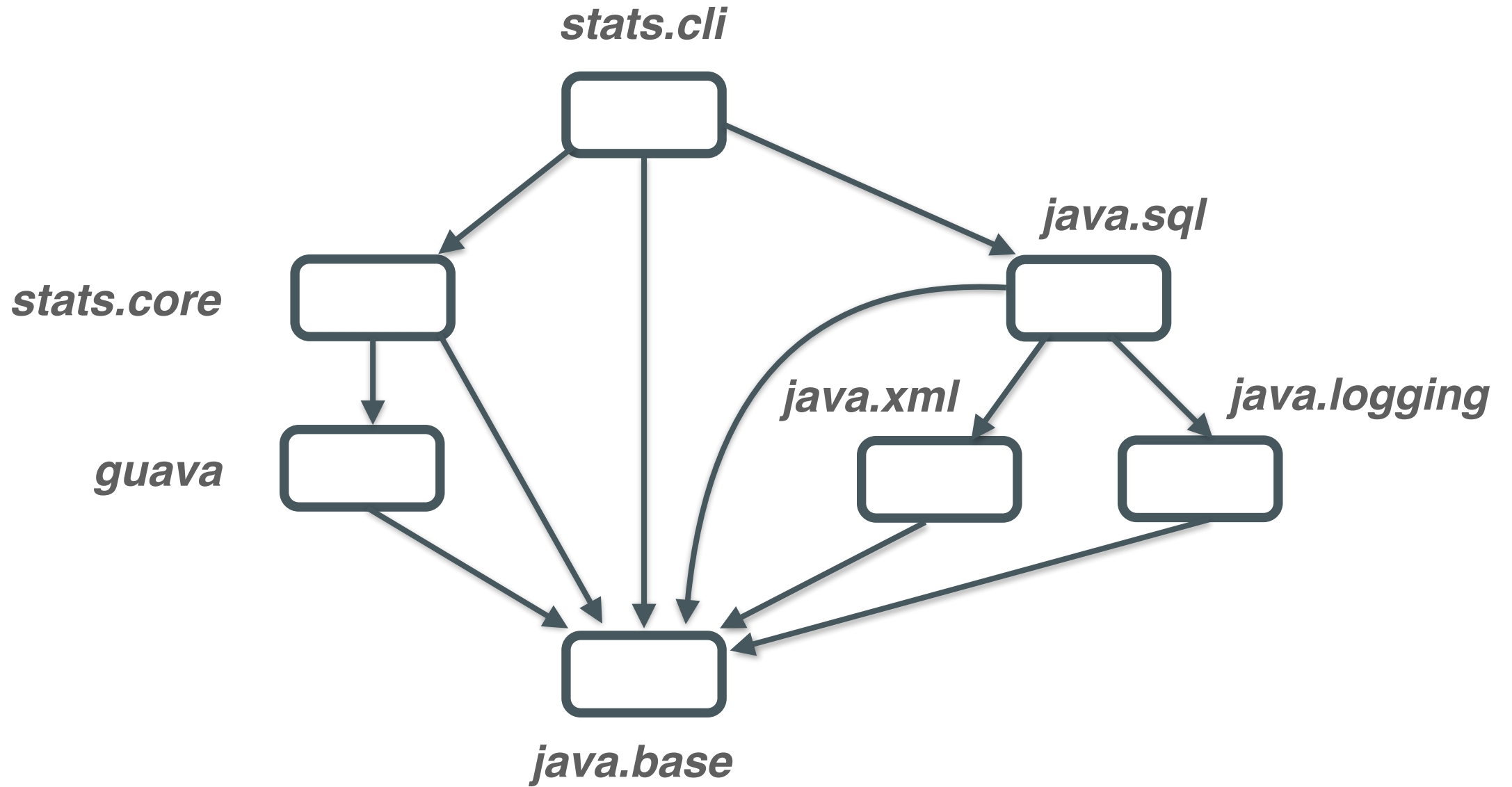
guava



```
module stats.cli {  
    requires stats.core;  
    requires java.sql;  
}
```








stats.cli



java.sql



java.logging




stats.cli



java.sql



java.logging



```
Driver d = ...  
d.getParentLogger().log(...)
```

```
package java.sql;  
import java.util.logging.Logger;
```

```
public class Driver {  
    public Logger getParentLogger() { .. }  
    :  
}
```

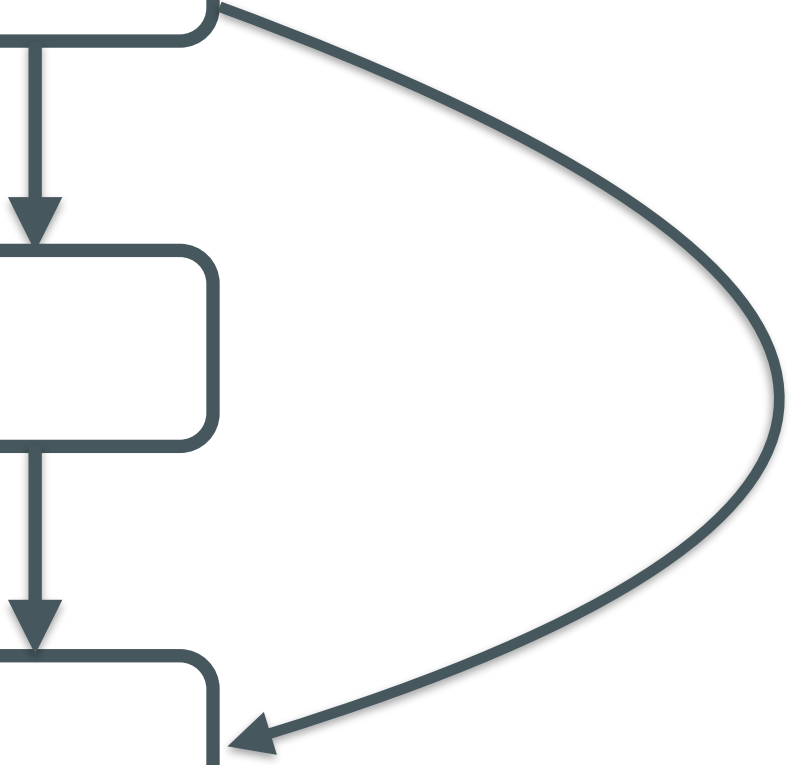
stats.cli



java.sql



java.logging




stats.cli




java.sql

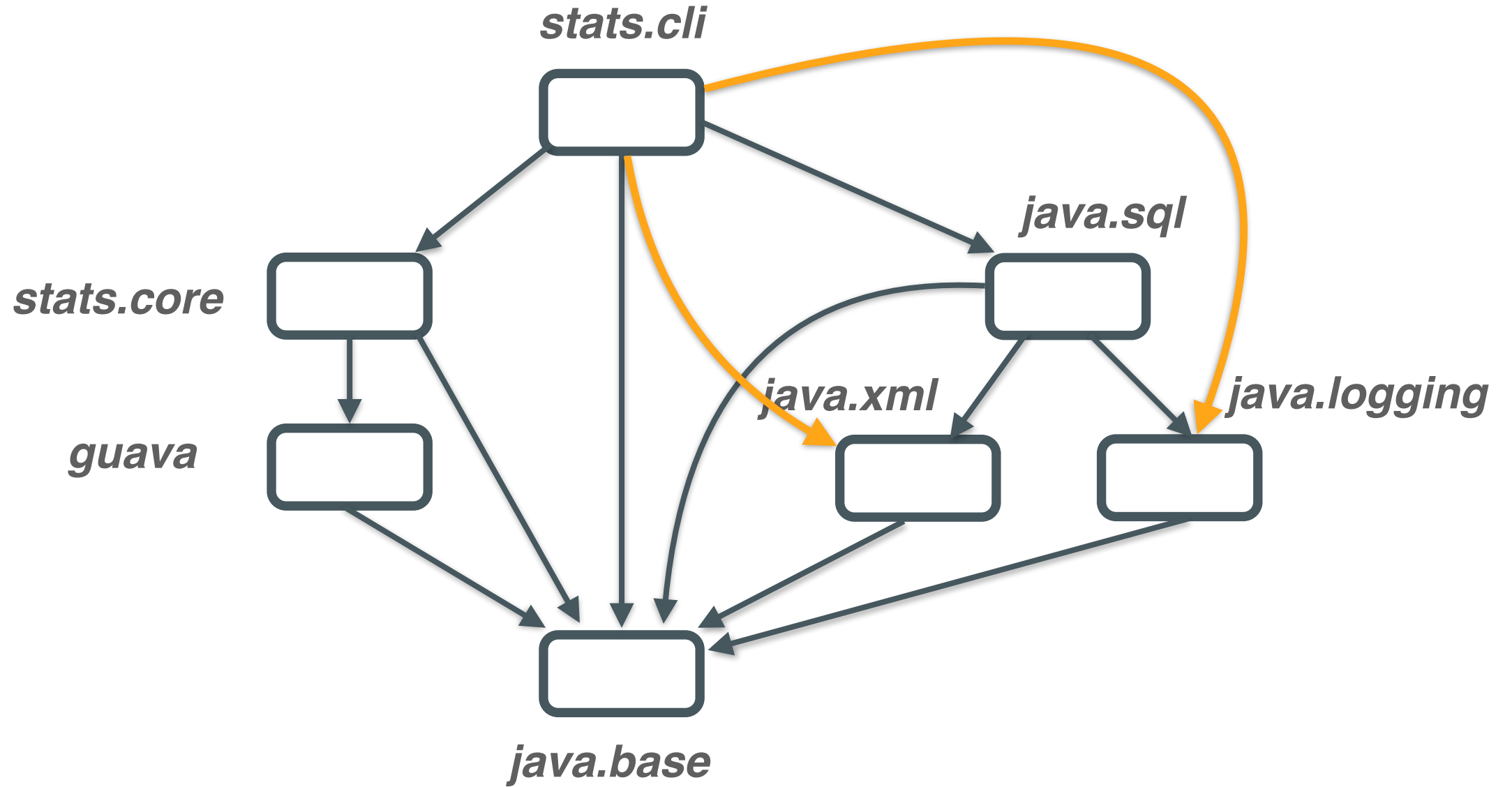


java.logging



```
module java.sql {  
    requires transitive java.logging;  
    :  
}
```





```
module stats.core {  
    exports com.acme.stats.core.clustering;  
    exports com.acme.stats.core.regression;  
}
```

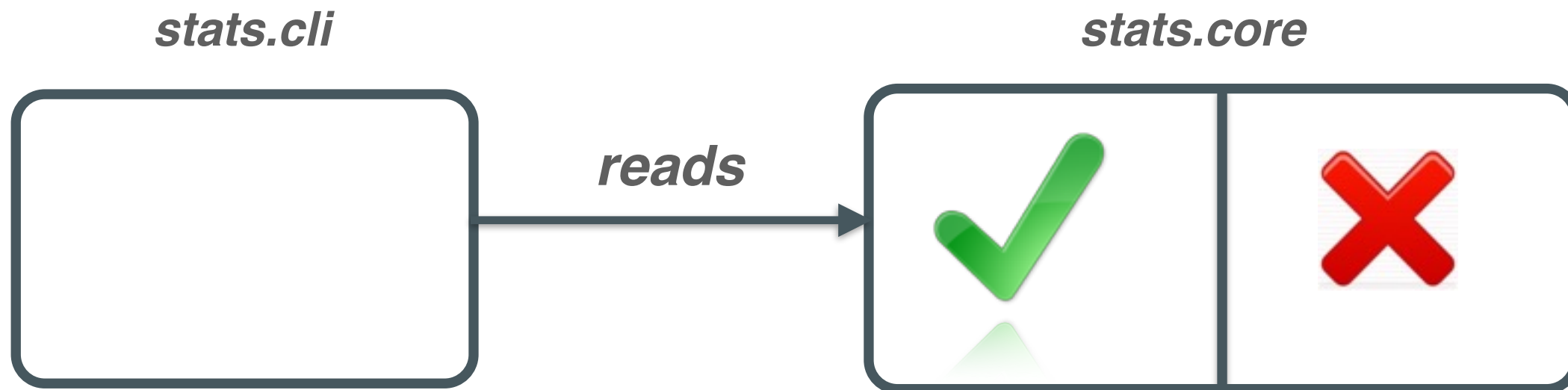
stats.core

com.acme.stats.core.clustering
com.acme.stats.core.regression




com.acme.stats.core.internal

Accessibility




Accessibility

stats.cli



stats.core



public \Rightarrow accessible

Compile stats.core

```
$ javac --module-path mlib -d mods/stats.core \  
  src/stats.core/module-info.java \  
  src/stats.core/com/acme/core/clustering/Cluster.java \  
  :
```

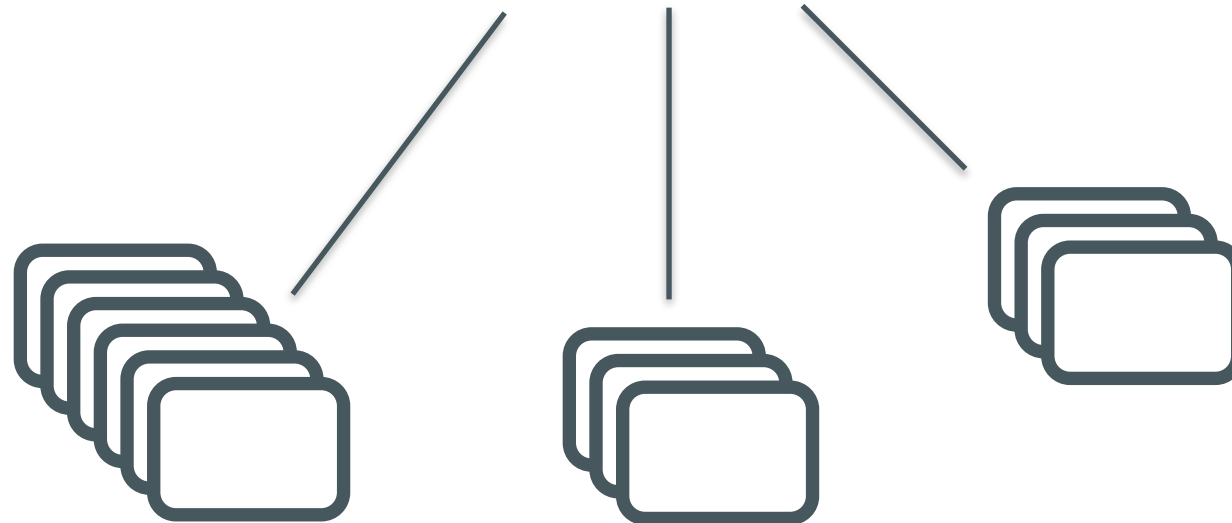
src/stats.core/module-info.java
src/stats.core/com/acme/core/clustering/Cluster.java



mods/stats.core/module-info.class
mods/stats.core/com/acme/core/clustering/Cluster.class

module path

```
$ java --module-path dir1:dir2:dir3 ...
```



Compile stats.cli

```
$ javac --module-path mods:mllib -d mods/stats.cli \  
  src/stats.cli/module-info.java \  
  src/stats.cli/com/acme/stats/cli/Main.java \  
  :
```


src/stats.cli/module-info.java
src/stats.cli/com/acme/stats/cli/Main.java



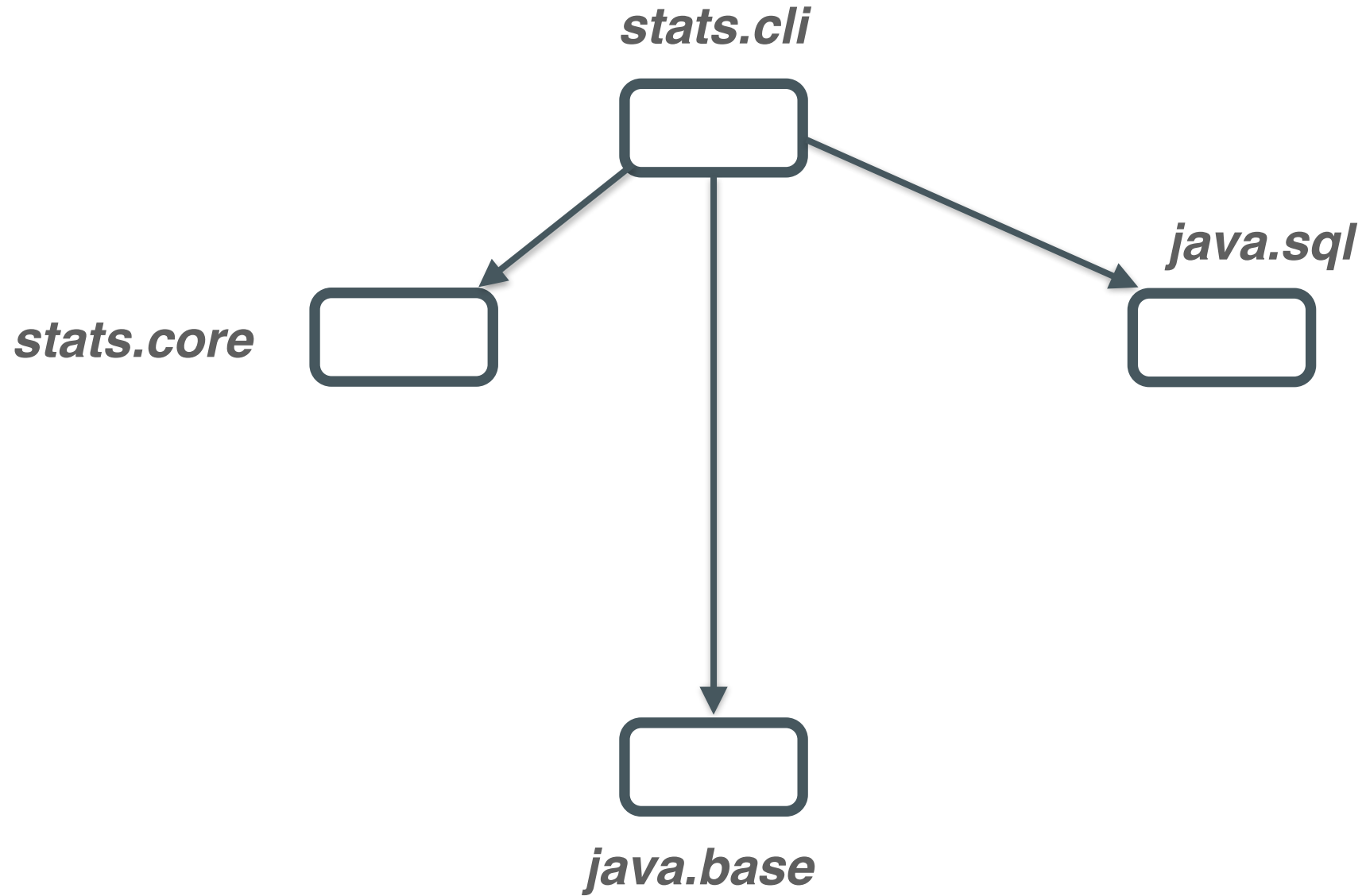
mods/stats.cli/module-info.class
mods/stats.cli/com/acme/stats/cli/Main.class

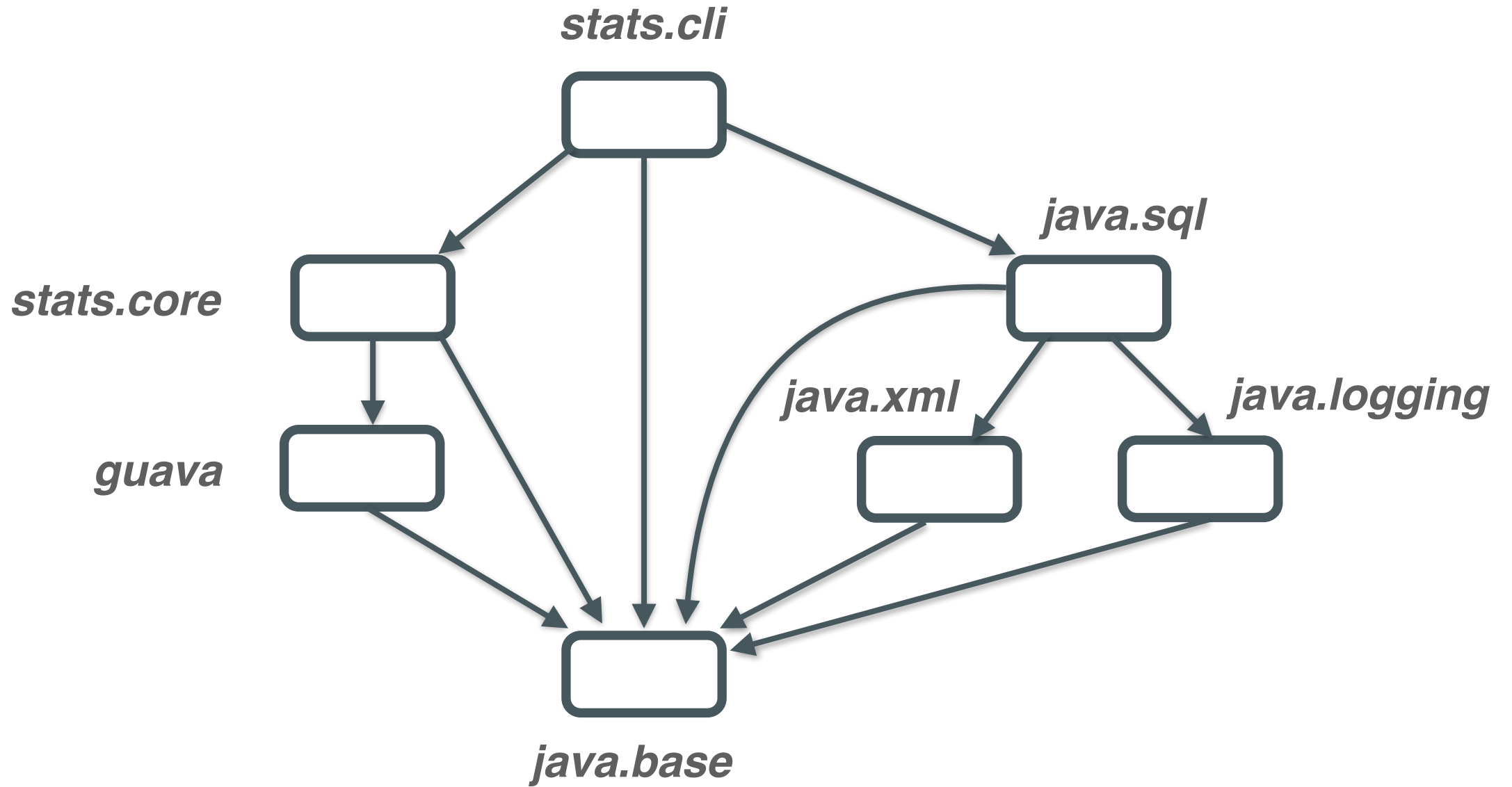
module name

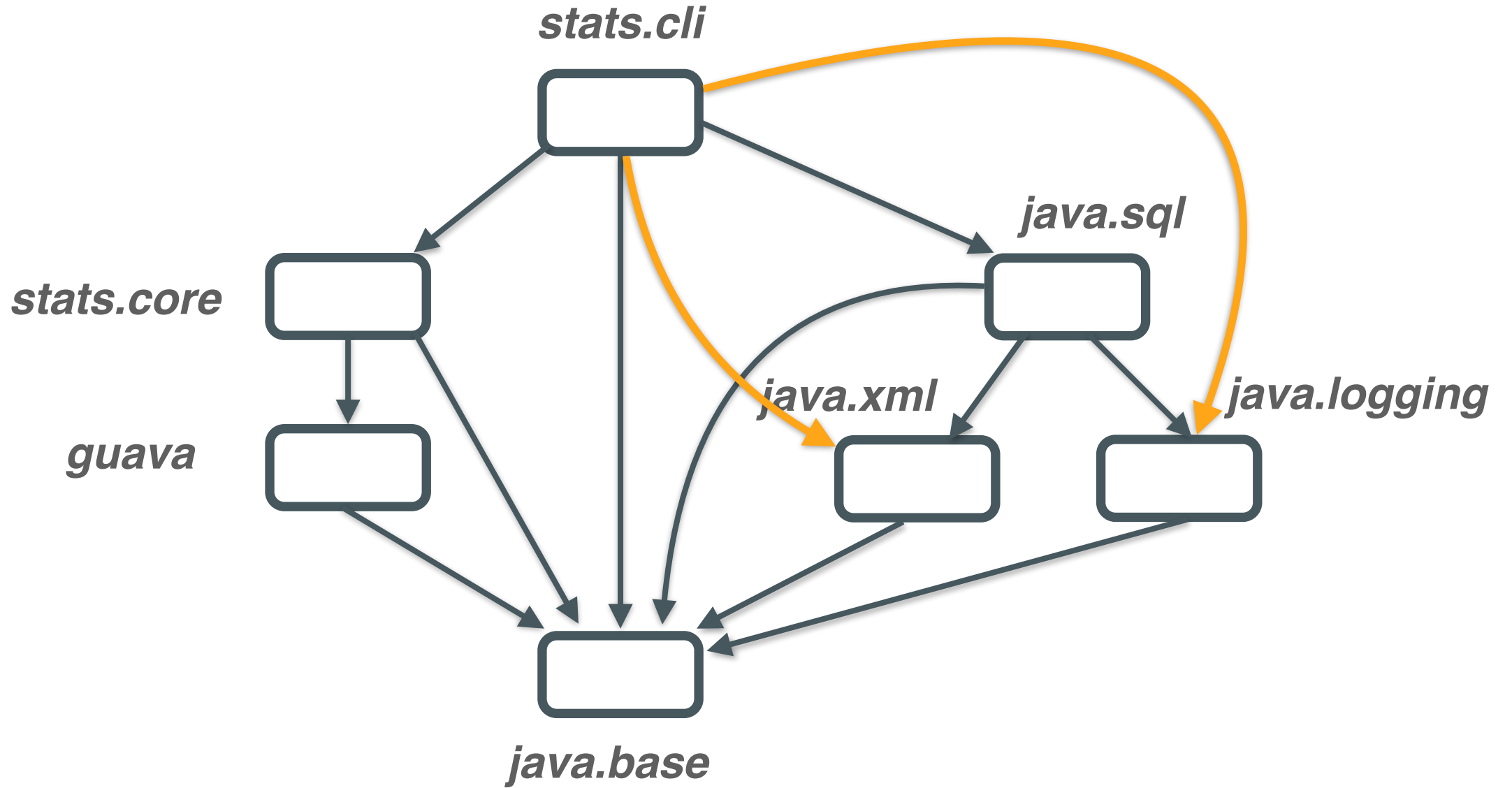
main class



```
$ java -p mods:mllib -m stats.cli/com.acme.stats.cli.Main  
Welcome to the Stats CLI  
>
```

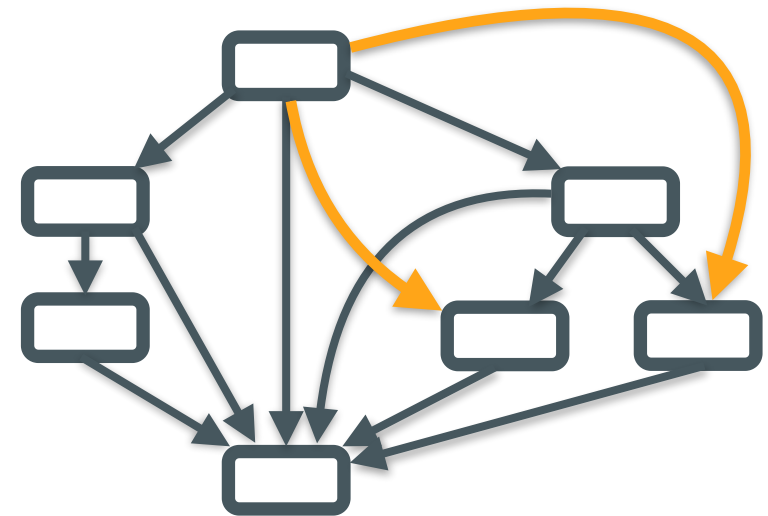






```
$ java -Xdiag:resolver -p mods -m stats.cli/stats.cli.Main
```

```
[Resolve] Root module stats.cli located  
[Resolve] (file:///d/mods/stats.cli/)  
[Resolve] Module stats.core located, required by stats.cli  
[Resolve] (file:///d/mods/stats.core/)  
[Resolve] Module java.base located, required by stats.cli  
[Resolve] (jrt:/java.base)  
[Resolve] Module java.sql located, required by stats.cli  
[Resolve] (jrt:/java.sql)  
[Resolve] Module guava located, required by stats.core  
[Resolve] (file:///d/mllib/guava.jar)  
[Resolve] Module java.logging located, required by java.sql  
[Resolve] (jrt:/java.logging)  
[Resolve] Module java.xml located, required by java.sql  
[Resolve] (jrt:/java.xml)  
[Resolve] Resolve completed  
[Resolve] stats.cli  
[Resolve] stats.core  
[Resolve] guava  
[Resolve] java.base  
[Resolve] java.logging  
[Resolve] java.sql  
[Resolve] java.xml  
Welcome to the Stats CLI
```



Packaging as modular JAR

```
mods/stats/cli/module-info.class  
mods/stats/cli/com/acme/stats/cli/Main.class  
:
```

stats-cli.jar

```
module-info.class  
com/acme/stats/cli/Main.class:
```

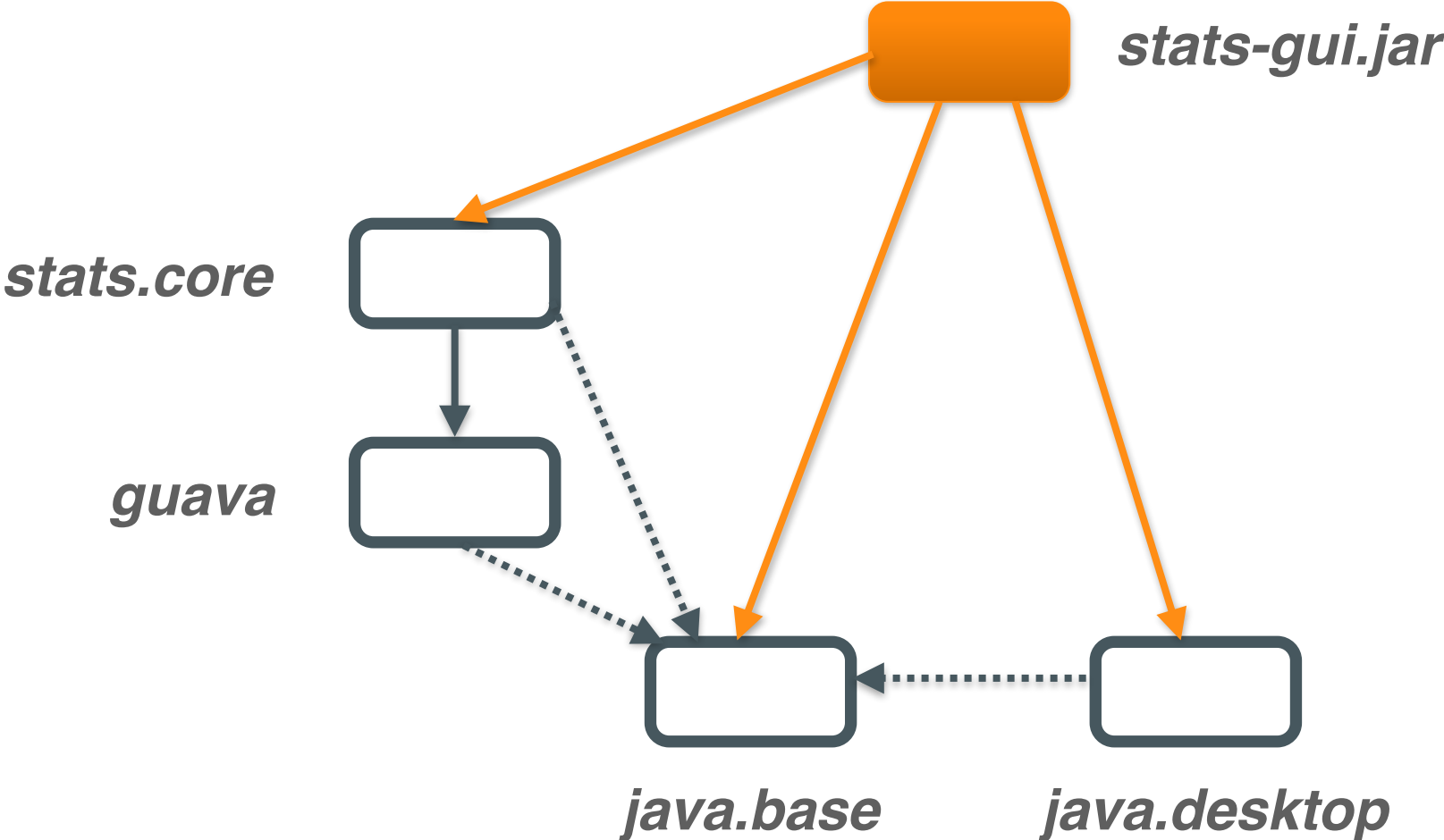
```
$ jar --create --file mlib/stats-cli.jar \  
  --main-class com.acme.stats.cli.Main \  
  -C mods/stats/cli .
```

```
$ jar --file mlib/stats-cli.jar --print-module-descriptor
```

```
stats.cli  
  requires stats.core  
  requires mandated java.base  
  requires java.sql  
  main-class p.Main
```

```
$ java -p mlib:mods -m stats.cli  
Welcome to the Stats CLI  
>
```

Using the module path and class path together



Using the module path and class path together

```
$ java -p mlib --add-modules stats.core -jar stats-gui.jar
```

Linking

```
$ jlink --module-path $JDKMODS:mlib:mods --add-modules stats.cli \  
--output myimage
```

```
$ myimage/bin/java -list-modules  
java.base@9  
java.logging@9  
java.sql@9  
java.xml@9  
stats.cli  
stats.core  
guava
```

Wrap-up

- Introduced basic concepts
- Introduced basic command lines to compile, package and run

Other sessions, mostly this room

- Prepare for JDK 9: Tues @ 2.30pm
- Advanced Modular Development: Mon @ 5.30pm, Wed @ 4.30pm
- Modules and Services, Tues @ 11.00am, Thur @ 2.30pm
- Project Jigsaw: Under The Hood: Tues @ 4pm
- Project Jigsaw Hack Session: Wed @ 8.30am

More Information

OpenJDK Project Jigsaw

<http://openjdk.java.net/projects/jigsaw/>

<mailto:jigsaw-dev@openjdk.java.net>

Early Access Builds

<https://jdk9.java.net/jigsaw/>

Safe Harbor Statement

The preceding is intended to outline our general product direction. It is intended for information purposes only, and may not be incorporated into any contract. It is not a commitment to deliver any material, code, or functionality, and should not be relied upon in making purchasing decisions. The development, release, and timing of any features or functionality described for Oracle's products remains at the sole discretion of Oracle.

ORACLE®



JavaOne™

ORACLE®